

Contactors

4-Pole Contactors – Series K3-10.. to K3-151..



Rated Current	Ratings		Aux. Contacts Additional	Type	Coil voltage ²⁾		Pack pcs.	Weight kg/pc.	Wiring Diagram
	AC1	AC2			24	110V 50/60Hz			
AC1		AC3	see page 53		230	220-240V 50Hz			
max. 690V	400V	415V			400	380-415V 50Hz			
A	kW				= 24	24V= DC ³⁾			
NO	NC	NO	NC						
25	-	17,5	-	4	max. 4 ³⁾	K3-10NA00-40 ... ³⁾	1	0,23	
25	25	17,5 ⁶⁾	17,5 ⁶⁾	4 ⁶⁾	HN.. or	K3-10NA00-22 ... ³⁾	1	0,23	
-	25	-	17,5	4	HA.. and 2 HB..	K3-10NA00-04 ... ³⁾	1	0,23	
25	-	17,5	-	5,5		K3-14NA00-40 ... ³⁾	1	0,23	
25	25	17,5 ⁶⁾	17,5 ⁶⁾	5,5 ⁶⁾		K3-14NA00-22 ... ³⁾	1	0,23	
-	25	-	17,5	5,5		K3-14NA00-04 ... ³⁾	1	0,23	
32	-	22	-	7,5		K3-18NA00-40 ... ³⁾	1	0,23	
32	32	22 ⁶⁾	22 ⁶⁾	7,5 ⁶⁾		K3-18NA00-22 ... ³⁾	1	0,23	
-	32	-	22	7,5		K3-18NA00-04 ... ³⁾	1	0,23	
32	-	22	-	11		K3-22NA00-40 ... ³⁾	1	0,23	
50	-	34,5	-	11	max. 4 ³⁾	K3-24A00-40 ... ³⁾	1	0,65	
50		34,5	27,5	11	HN.. or	K3-24A00-22 ... ³⁾	1	0,65	
-	40	-	27,5	11	HA.. and 2 HB..	K3-24A00-04 ... ³⁾	1	0,65	
65	-	45	-	15		K3-32A00-40 ... ³⁾	1	0,65	
65	50	45	34,5	15		K3-32A00-22 ... ³⁾	1	0,65	
-	50	-	34,5	15		K3-32A00-04 ... ³⁾	1	0,65	
80	-	55,4	-	18,5		K3-40A00-40 ... ³⁾	1	0,65	
80	65	55,4	45	18,5		K3-40A00-22 ... ³⁾	1	0,65	
-	65	-	45	18,5		K3-40A00-04 ... ³⁾	1	0,65	
110	-	62	-	22	max. 6 ⁵⁾	K3-50A00-40 ... ⁵⁾	1	1,1	
120	-	69	-	30	HN.. or	K3-62A00-40 ... ⁵⁾	1	1,1	
130	-	78	-	37	HA.. and 2 HB..	K3-74A00-40 ... ⁵⁾	1	1,1	
135	-	94	-	45	1 HKT..	K3-96A00-40 ... ⁴⁾	1	2,42	
125	125	85 ⁶⁾	85 ⁶⁾	30	+	K3-96A00-22 ... ⁴⁾	1	2,42	
125	-	-	85	30	2 HKA11	K3-96A00-04 ... ⁴⁾	1	2,42	
200	-	139	-	55		K3-116A00-40 ... ⁴⁾	1	4,7	
250	-	173	-	75		K3-151A00-40 ... ⁴⁾	1	4,7	
300	-	208	-	90		K3-176A00-40 ... ⁴⁾	1	4,7	
350	-	242	-	110		K3-210A00-40 ... ⁴⁾	1	8	
450	-	310	-	132		K3-260A00-40 ... ⁴⁾	1	8	
600	-	415	-	160		K3-316A00-40 ... ⁴⁾	1	8	

1) Other coil voltages on request

2) Coil voltage range and non-standard coil voltages see page 57

3) DC operated with dual-wound coil, max. 3 additional aux. contac

4) with integrated coil suppressor (AC/DC coil)

5) DC operated with dual-wound coil, max. 5 additional aux. contacts

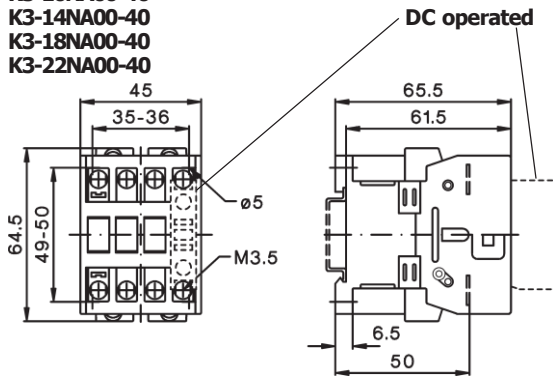
Contactors

4-Pole Contactors – Series K3-10.. to K3-151..

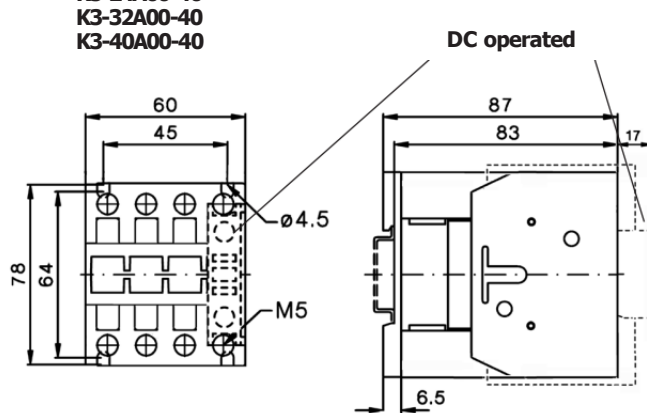
Dimensions

Contactors 4-pole, AC operated / DC operated

K3-10NA00-40
K3-14NA00-40
K3-18NA00-40
K3-22NA00-40

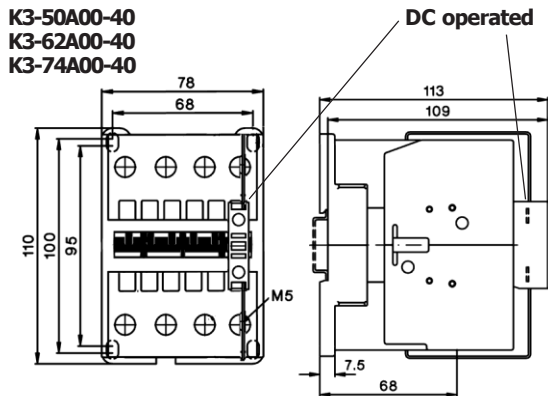


K3-24A00-40
K3-32A00-40
K3-40A00-40

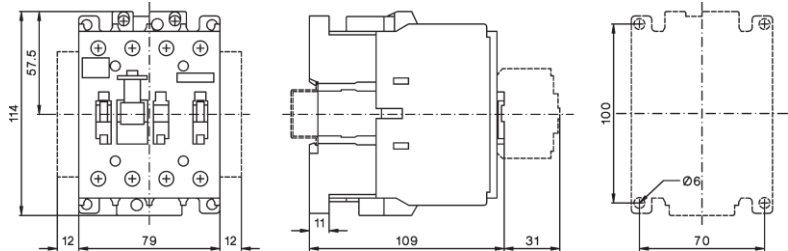


Contactors 4-pole, AC operated / DC operated

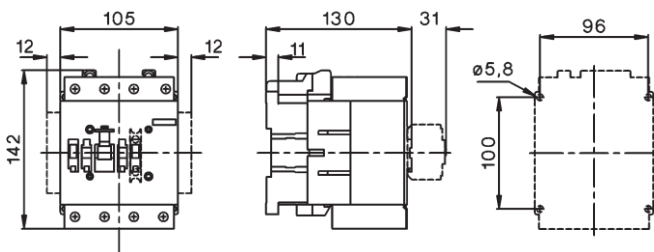
K3-50A00-40
K3-62A00-40
K3-74A00-40



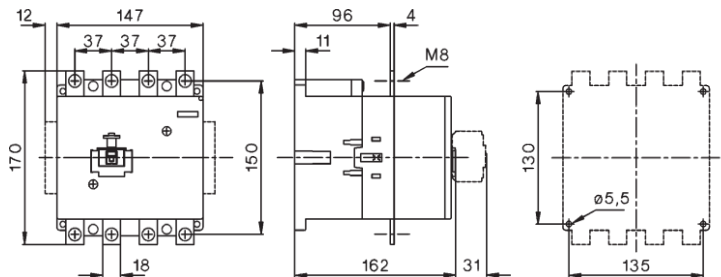
K3-41A00-40



K3-96A00-40



K3-116A00-40
K3-151A00-40



Contactors

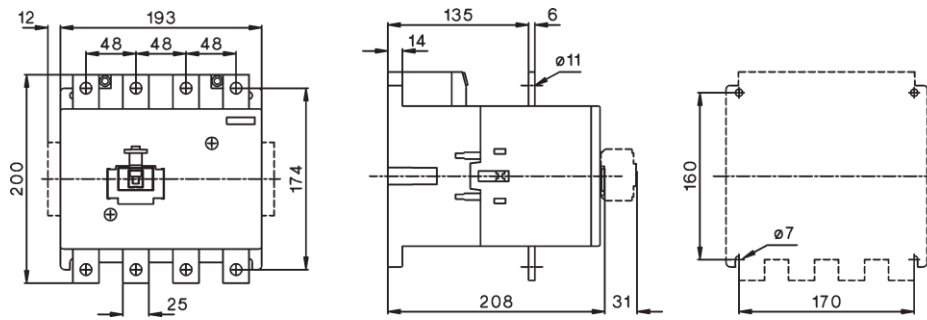
4-Pole Contactors – Series K3-10.. to K3-151..

Contactors 4-pole, AC and DC operated

K3-210A00-40

K3-260A00-40

K3-316A00-40



Please reference the full contactors catalog at www.bnj-usa.com for complete IEC and UL data and technical specifications. This datasheet is a subset of that information for product identification use.