

Micro Contactors: AC & DC Operated

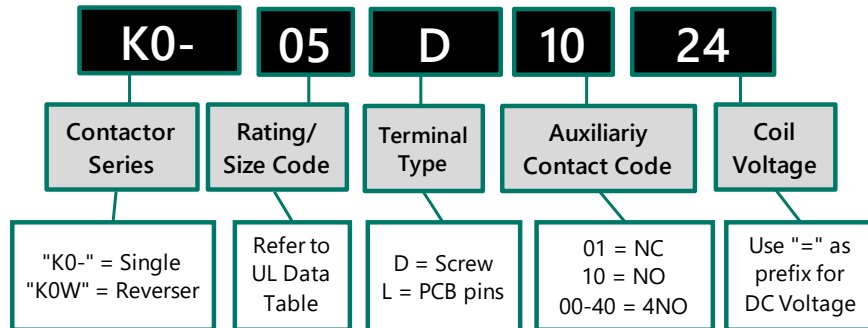
Series K0-04, K0-05 & K0W05



Data according to UL508

		Type	K0-05D.. K0W05D01..	K0-04D..	K0-05L..	K0-04L..
Main Contacts (cULus)						
Rated operational current "General Use"		A	12	5	9	5
Rated operational power of three motors at 60Hz (3ph)	110-120V	hp	1/2	-	1/2	-
	200-208V	hp	1	-	1	-
	220-240V	hp	1	-	1	-
	277V	hp	1 1/2	-	1 1/2	-
Rated operational power of AC motors at 60Hz (1ph)	110-120V	hp	1/2	-	1/2	1/2
	200-208V	hp	1/2	-	3/4	-
	220-240V	hp	3/4	-	-	-
Fuse / Short-circuit current		A/kA	30/5	-	30/5	-
Rated voltage		VAC	480	480	480	480
Auxiliary Contacts (cULus)						
	heavy pilot duty	AC	B300	B300	B300	B300
	standard pilot duty	DC	R300	R300	R300	R300

Ordering Code Example:



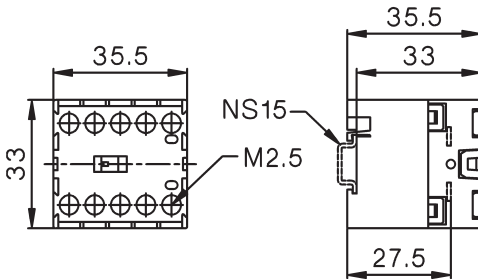
Micro Contactors: AC & DC Operated

Series K0-04, K0-05 & K0W05

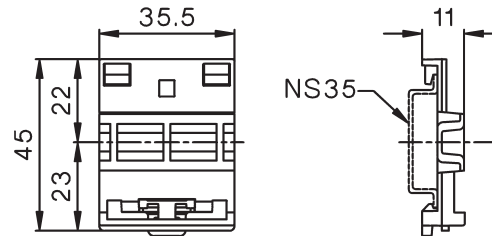
Dimensions

AC or DC operated
with screw terminals

K0-04D..(=
K0-05D.. (=)

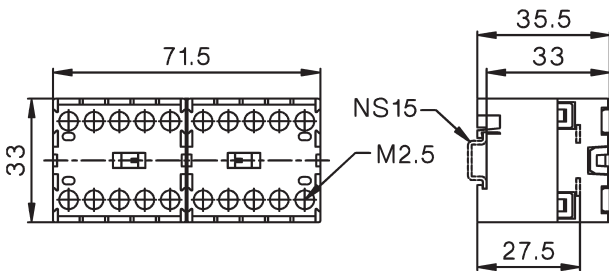


Snap-On Adapter P1039

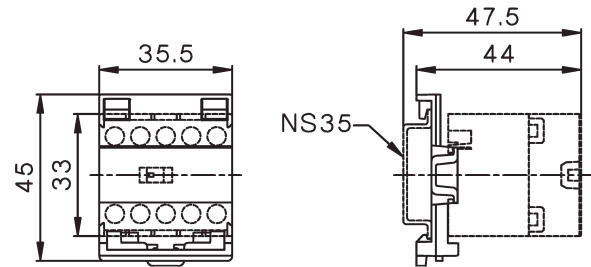


Reversing Contactors
with screw terminals

K0W05D..MC

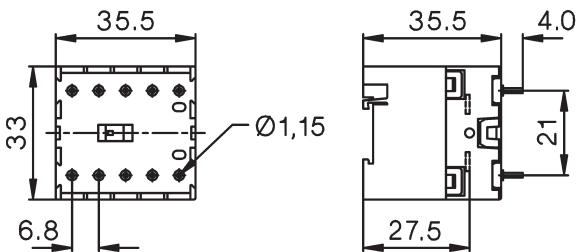


K0-..D.. with Snap-On Adapter P1039



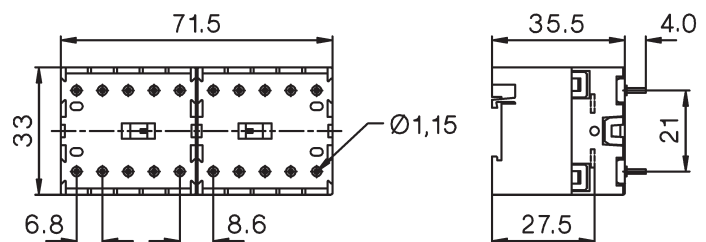
AC or DC operated
with solder connections

K0-04L.. (=)
K0-05L.. (=)



Reversing Contactors
with solder connections


K0W05L..MC



Micro Contactors: AC & DC Operated

Series K0-04, K0-05 & K0W05

Snap-On Adapter



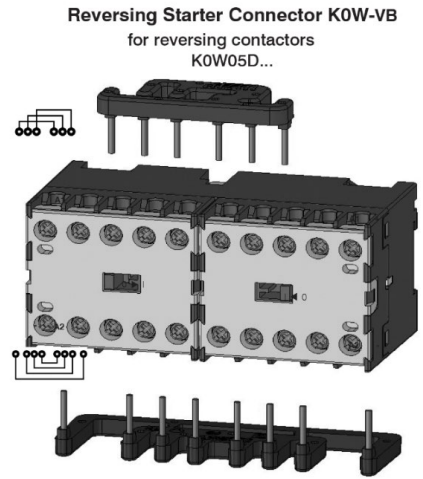
For Type	Specification	Type
K0	Snap on Adapter for K0	P1039

for snap-on mounting of contactor K0 on 35mm DIN-rail acc. DIN EN 50022

Reversing Starter Connector



For Reversing Starter Types, incl. Coil Connector	Type
K0W05D..MC	K0W-VB



Specifications are subject to change without notice

Auxiliary Contact Blocks For Contactor Relays



Ratings AC15 230V A	400V A	Thermal Rated Current A	Contacts ²⁾		Type
			NO	NC	
3	2	10	1	1	HK11
3	2	10	-	2	HK02
3	2	10	2	-	HK20
3	2	10	4	-	HK40
3	2	10	2	2	HK22
3	2	10	-	4	HK04

Aux. Contact Blocks

HK11

HK02

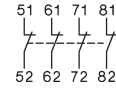
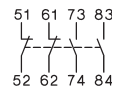
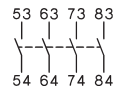
HK20

HK40

HK22

HK04

Wiring Diagrams



Distinc. Number according to EN50011 for Contactor Relay with Auxiliary Contact Block

K1-07D40	51E	42E	60E	80E	62E	44E
K1-07D31	42Y	33Y	51Y	71Y	53Y	35Y
K1-07D22	33Y	24Y	42Y	62Y	44Y	26Y

Preferable combinations with distinctive letter ".E" according to DIN EN 50011

2) Contacts suitable for electronic circuits, according to EN947-5-4 for rated voltage 24V (test ratings 17V DC, 5mA)
Mirror contacts acc. IEC60947-4-1 Annex F. (Reference catalog for full data www.bnj-usa.com)